



Welcoming - Kind - Polite - Successful

Welcome to Key Stage 1



(Year 1 and Year 2)

Aims of this meeting

- Meet the Key Stage 1 Teaching Team
- Expectations for Years 1 and 2
- Where to find out about what your child is learning
- Reading
- Marvellous Me



Welcoming - Kind - Polite - Successful

Teaching Team in Key Stage One

Mrs. Hughes



& Mrs. Coombes



Starling Class Teachers

Ms. English



Starling Class TA

Mr. O'Rourke



Starling & Lapwing Class TA

Miss Ashley



Lapwing Class Teacher

Miss Pritchard



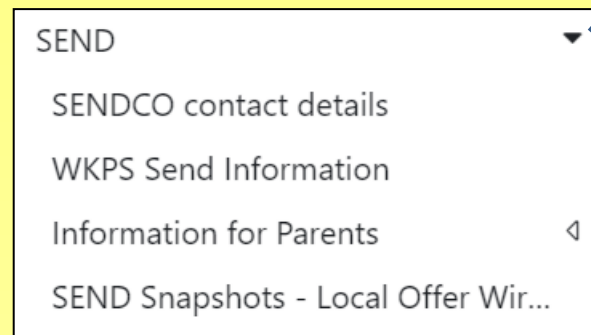
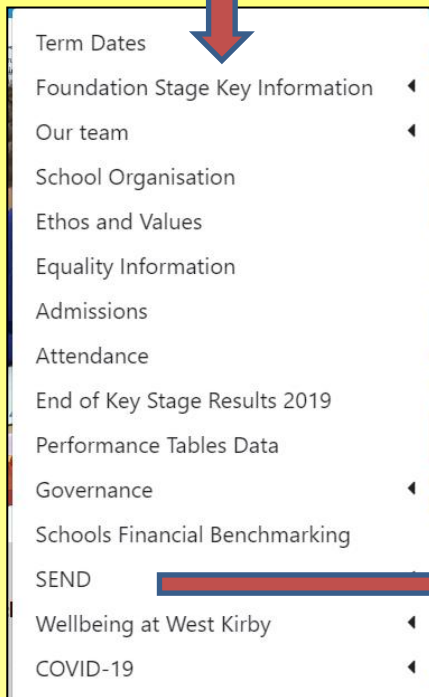
Redwing Class Teacher

Mrs. Davies



Redwing Class TA

SEND/SENDCo





SEND Policy



SEND Information Report



West Kirby Accessibility Plan

What is the Local Offer?

The Local Offer sets out what is available for your child in your area if they have special educational needs and or a disability.

Visit the [Local Offer Wirral website](http://www.localofferwirral.org) to find out more.

Website: www.localofferwirral.org

Facebook: [The Local Offer Wirral](https://www.facebook.com/TheLocalOfferWirral)

Twitter: [@lowirral](https://twitter.com/lowirral)



Welcoming Kind Polite Successful



The School Day



Whistle / Doors open 8.40 am

8.45 am – 10.00 am Lessons

10.00 am – 10.20 am Break Time

10.20 am – 11.45 am Lessons

11.45 am – 12.45 pm Lunch Time

12.45 pm – 2.00 pm Lessons

2.00 pm – 2.20 pm Break Time

2.20 pm – 3.20 pm Lessons

3.20pm Home Time

Attendance



#EVERYDAYCOUNTS



HIGH ATTENDANCE AT SCHOOL GETS YOUR CHILD'S LIFE OFF TO A *FLYING START!*



INCREASING ATTENDANCE BY JUST 5% CAN DOUBLE THE CHANCES OF GAINING GOOD QUALIFICATIONS



MISSING TWO DAYS A MONTH MEANS A CHILD MISSES 10% OF THE SCHOOL YEAR

GOOD ATTENDANCE IN PRIMARY SCHOOL



Writing + MATHS SKILLS




THERE ARE 175 DAYS A YEAR NOT SPENT IN SCHOOL

PLENTY OF TIME FOR SHOPPING, HOLIDAYS AND APPOINTMENTS!



100s OF SUBJECTS | 1000s OF CLASSES

ENDLESS POSSIBILITIES



TURNING UP JUST 5 MINUTES LATE EVERY DAY ADDS UP TO OVER 3 DAYS LOST IN THE YEAR!

MORE SCHOOL=



HIGHER GRADES



INCREASED CONFIDENCE



MORE FRIENDS



BRIGHTER FUTURE

Attendance

**From statutory school age*



Responsibilities and Expectations of Parents & Carers...

- To take family holidays during school holiday periods, and to be aware that there is no entitlement to withdraw children for authorised leave of absence during term time. Any request for leave of absence during term time should be made in writing (using the correct form) and in advance to the Headteacher.

Changes in Government Regulations mean that as of 1st September 2013, there is no entitlement for parents to withdraw their children for authorised leave of absence in term time. A Headteacher can only grant leave if there are exceptional circumstances surrounding the request. If the Headteacher is satisfied that there are exceptional circumstances to warrant the granting of leave of absence, the Headteacher will then determine the number of school days a child can be away from school.

- To talk to us at school as soon as possible if your child becomes reluctant to come to school for any reasons, or if there are any other issues impacting on school attendance. This is so that any problems can be quickly identified and over come.

Attendance

**From statutory school age*



#EVERYDAYCOUNTS



97%

This is the expected attendance of all compulsory age school children.
If your child's attendance drops below this, this is where stepped interventions start to be implemented.

Phone call home, letter of concern, 1:1 meeting, fixed penalty notice (in cases of unauthorised attendance), attendance panel meeting, involvement of Wirral Attendance Officer.



Welcoming - Kind - Polite - Successful

KS1 Expectations for Writing, Reading and Maths

*These are end of year expectations to
be Age Related*


Year 1 Expectations in Writing

- To be able to say sentences aloud before they write them.
- To re-read what they have written to check that it makes sense.
- To leave finger spaces and orientate letters correctly on the lines.
- To use full stops, capital letters (names of people, places, days of the week and for the personal pronoun I), question marks and exclamation marks correctly.

These are end of year expectations to be Age Related

Year 1 Expectations in Handwriting

- To correctly sit at a table, holding a pencil comfortably and correctly.
- Begin to form letters (lower case and capitals) and digits 0-9 in the correct direction, starting and finishing in the right place.



Year 1 Expectations in Reading

- Listen to and discuss a wide range of poems, stories and non fiction at a level beyond that at which they can read independently.
- Become familiar with key stories, fairy stories and traditional tales – being able to retell them.
- Check what they have read makes sense and correct if necessary.
- Make valid predictions and inferences.
- Explain clearly their understanding of what has been read to them.



Year 2 Expectations in Writing

- To plan or say out loud what they are going to write.
- To use expanded nouns and adverbs.
- To use full stops, capital letters, questions marks, exclamation marks, commas in a list and apostrophes.
- To use *and, or, but, when, if that, because* to join clauses.
- To use the past and present tense correctly.
- To make simple additions, revisions and corrections to own writing by proof reading.

Year 2 Expectations in Handwriting

- To form letters (lower case and capital) of the correct size relative to one another.
- Start using some of the diagonal and horizontal strokes needed to join letters.



We do aim to encourage individual children to join when we think it is appropriate. However, for most children they should certainly be joining most letters from the autumn term in Year 2.

Year 2 Expectations in Reading

- Continue to apply phonic knowledge and skills to decode words until automatic decoding has become embedded and reading is fluent.
- Read further common exception words.
- Re-read books to build up fluency and confidence in word reading.
- Participate in discussion about books – taking turns and listening to others.
- Retrieve information and answer questions about the text.



Phonics in KS1 ...

The children will all have a daily phonics lesson following our validated scheme – Rocket Phonics.

In Year 1, they will learn to read and write new graphemes.

In Year 2, they will develop on their knowledge of graphemes and explore spelling families and spelling rules.

Phonics Keyrings ...

- In the next few weeks, Year 1 children (and some Year 2 children) will be given a phonics keyring.
- This will have the graphemes that the children have been learning.
- Please work through the keyrings with your child to develop their understanding.
- The keyrings will have graphemes added and removed when necessary.
- The keyrings need to be kept in your child's book bag.

Reading Books ...


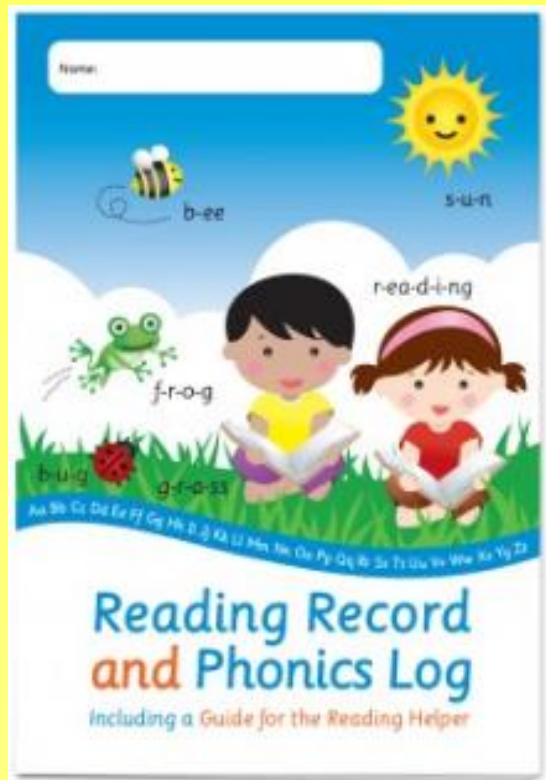
Each week, the children will be given a reading book from our scheme Rising Stars. This reading book will be fully decodable so will only have words that the children should be able to read.



Reading at Key Stage 1...




- In Key Stage One we would like children to read for **10 minutes** per evening. As a minimum all children in Key Stage One should talk to an adult about what they are reading **five times** a week.
- Please encourage your child to read as wide a **variety of books** as possible – they need to develop their reading skills across a wide range of genres and text types.
- Your child will have a school library book. They will change their library book every week. As their reading develops, they will have the opportunity to select a colour band library book.
- All school book bags must be in school **every day**. Please ensure that your child's Reading Record book is filled in each time they read at home.



In your child's reading record book, please complete:

- Date
- Book title
- Page read to
- Comment



Our reading record books also include support for children and parents with phonics, spellings and reading.

Reading for Pleasure

What is it?

Quite simply reading because you enjoy reading!

If you can encourage your child to read for pleasure, they will really reap the benefits. It might not seem like a particularly important task, but actually, research shows that reading for pleasure can be directly linked to children's success throughout their time at school and even into adulthood.

Reading for pleasure opens up new worlds for children. It gives them the opportunity to use their imagination to explore new ideas, visit new places and meet new characters. Interestingly, reading for pleasure also improves children's well-being and empathy. It helps them to understand their own identity, and gives them an insight into the world and the views of others.



Reading for Pleasure

Why encourage it?

While learning discrete reading skills is vital, recent research into reading shows that developing positive attitudes towards reading can also play a key role in children's development:

Young people who enjoy reading very much are nearly five times as likely to read above the expected level for their age compared with young people who do not enjoy reading at all. Children's and Young People's Reading Today

Research also shows that reading for pleasure has a positive impact on children's attainment, in fact

developing a love of reading can be more important for a child's educational success than their family's socio-economic background.

Being able to read well is a key life skill for children.



Reading for Pleasure in school.

We place reading and books at the centre of the curriculum.

We recognise that being able to read well is a key life skill for children, whatever their background.

We believe that every child can learn to read with the right teaching and support.

We build time for all children to read independently, read aloud and be read to during the school day.

We are actively promoting reading for pleasure and sharing books we like and read with the children.

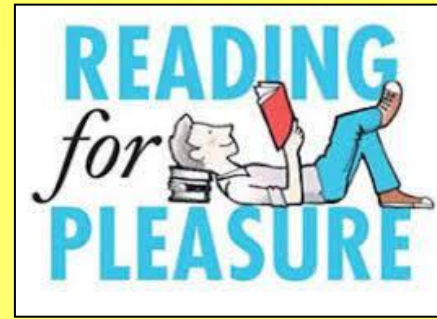
We are developing the school environment to support reading- library, classrooms.

We believe that every teacher should be an advocate for reading.

We want children to learn to love books, and we are prepared to make this an absolute priority.



How to encourage it at home?



Set aside a special time – just a few minutes a day is enough to create a reading habit.

Get caught reading yourself – show that reading for pleasure is not just for children.

Read to each other – if your child really doesn't want to read on their own, then read together. You read a page, then they read a page. Or one of you could read any dialogue. Be brave and put on different voices.

Value the books they choose to read – all reading is valuable for a child's development. Some of us prefer non-fiction; some of us prefer comics. One child might like superhero books; for another it might be a book of football statistics.

Set a challenge – can they read ten books before they're aged 7 or 8? Can they read a book from six different genres: a comic, an information book, a funny book, a sci-fi book, a classic and an instruction manual?

Reading buddies – reading to a younger sibling can boost your child's self-confidence and communication skills.

Audiobooks – audiobooks allow children to experience a book above their own reading level. It also allows you to share a book together or make the most of those car journeys. Listening to a story over and over again can improve vocabulary and encourage deeper comprehension.

Read-a-thon – join a sponsored reading event to raise money for charity.


Stage and screen – use your child's favourite films or games as a springboard into reading. Knowing the characters and storyline can be a helpful bridge into reading a longer story.

Book club – find out about local book clubs.

Year 1 Maths ...


How can you support at home?

- Number bonds to 10
- Counting forwards and backwards to 50
- Counting in 2s, 5s and 10s.
- Name 2D and 3D shapes
- Recognise the value of British coins
- Telling the time (o'clock and half past)
- Use a ruler to measure lines and read cm



Year 2 Maths ...

How can you support at home?



- Read and write numbers to 100.
- Count in 2s, 3s, 5s, 10s
- Times Tables facts (2x, 3x, 5x, 10x)
- Division facts $\div 2$, $\div 3$, $\div 5$, $\div 10$
- Tell the time (12 hour clock)
- Name 2D and 3D shapes and describe their properties
- Units of measure – How would you measure...? How could you weigh? What do the scales show? What is the temperature?

Mathletics at Key Stage One

Aims of Mathletics...

- For the children to feel more confident with their Maths ability in solving calculations and working through problems.
- To be able to consolidate their Maths strategies and identify any gaps in their learning.
- To reinforce the topics covered in school.



Welcoming Kind Polite Successful



Knowledge Organisers

We want to work in partnership with you to ensure that all of our pupils enjoy learning and are curious.

Navigating our Website

Our Knowledge Organisers are on our school website.

From the Home page click the 'Teaching & Learning' tab



Welcoming - Kind - Polite - Successful

[HOME](#)

[KEY INFO ▾](#)

[STATUTORY INFO ▾](#)

[TEACHING & LEARNING ▾](#)

[PARENTS ▾](#)

[DIGITAL AWARENESS ▾](#)

[CALENDAR](#)

[CONTACT](#)

Knowledge Organisers

These are used in all lessons from Maths to Music.

The children refer to them and quiz each other on the information on them.

Knowledge organisers can be found on our website for each subject.

Road Maps

These show the coverage in that subject for the year across the whole school.

This are also found on our website under the Teaching and Learning tab.

Locate the subject, and the drop down menu for that subject offers information on Intent-Implementation-Impact, progression, our roadmaps and knowledge organisers

KS1 Creative Curriculum 2023-2024...

Autumn Term 1 – Toys (History)

Autumn Term 2 – Hot and Cold Places (Geography)

Spring Term 1 – Transport (History)

Spring Term 2 – Sensational Safari (Geography)

Summer Term 1 – Sinking of the Titanic (History)

Summer Term 2 – Welcome to Wirral (Geography)

MarvellousMe



MarvellousMe makes it easy for teachers to tell parents about their child's learning and achievements.

Teachers can give a digital 'Thumbs Up' to recognise the positive things children do in class.

Postcards tell parents specifically about their child's learning, giving parents classroom insight and conversation-starters. It enables children and parents to talk about what's been happening in school.

Spellings and Mathletics reminders will be sent on Marvellous Me so please sign up to the free app.



PE...



- Children will participate in PE lessons twice a week and will require a PE Kit.
- Our PE Kit is a pale blue t-shirt, navy shorts and trainers. Please can you ensure that your child **comes to school in their PE kit** on the days they have PE. We will inform you if this day changes or any additional PE days are added to our timetable.
- During outdoor PE lessons, and when the weather becomes colder we may ask your child to wear leggings/joggers and a pair of trainers.

PE days ...


Starlings: Tuesday and Friday

Lapwing: Wednesday and Friday

Redwing: Monday and Friday

Rewards and Sanctions

- Children are awarded team points for good work, behaviour and displaying good manners or kindness to others; our WKPS values. Children are in River Teams which remain the same as they move through school.
- These are totalled weekly and the team with the greatest amount of team points each term receive extra play time.
- Throughout the school we follow the same behaviour management system so all children are familiar with it.
- Children will have their names recorded by their class teacher or any member of staff for any incident that is not in line with our School Behaviour Policy.
- Children may be given a warning, but an orange or red card means they miss some of their play time and reflect on their actions.
- Children who do not receive a red or orange card for the week receive an extra play time.

BEHAVIOUR RECORD	
	
Class _____	
Week _____	
BELOW THE LINE	
Name	Tally
<input type="checkbox"/>	_____
<input type="checkbox"/>	_____
<input type="checkbox"/>	_____
<input type="checkbox"/>	_____
<input type="checkbox"/>	_____
<input type="checkbox"/>	_____
<input type="checkbox"/>	_____
<input type="checkbox"/>	_____
ORANGE CARD	
Name	Tally
<input type="checkbox"/>	_____
<input type="checkbox"/>	_____
<input type="checkbox"/>	_____
<input type="checkbox"/>	_____
<input type="checkbox"/>	_____
<input type="checkbox"/>	_____
RED CARD	
Name	Tally
<input type="checkbox"/>	_____
<input type="checkbox"/>	_____
<input type="checkbox"/>	_____
<input type="checkbox"/>	_____

Keeping in Contact...

- Speak with a member of staff on the playground in the morning who will pass on any information..
- Phone **or** email the school office. The office staff may ask you what it is concerning. This is to make sure we have the right information when we meet you.
- Use the queries email for our phase ks1@westkirbyprimaryschool.co.uk
Initially this will go to Mrs Hughes. Mrs Hughes will either reply or pass it onto the correct person.
- Sending a letter/note into the class teacher.



Questions



Thank you all for attending today and for supporting the Key Stage One teaching team at West Kirby Primary.

We hope that your child enjoys their time in KS1, and that they achieve their best in class.

Welcoming Kind Polite Successful

